

PRICE LIST - 2006

FREE!

AeroCanard

KIT INFORMATION



AeroCanard RG



WWW.AEROCAD.COM

© 1999 - 2006 AeroCad, Inc. All Rights Reserved



AeroCanard™

INTRODUCTION:

Q: What do you get if you cross the design and flying qualities of the COZY MKIV with the fast-build, kit convenience and roominess of the Velocity?

A: You get the AeroCanard, a new four-place canard kit plane. The AeroCanard prototype flew to Oshkosh '95 in primer, but even before that the company had delivered 18 kits. Jeff Russell, AeroCad's founder, says the new kit plane resembles the Cozy Mark IV, with changes made for the sake of roominess, convenience, and performance. However, construction methods and build time--an estimated 1,200 to 1,500 hours--the AeroCanard bears an uncanny resemblance to a Velocity.

The AeroCanard kit includes a pre-molded lower fuselage, top, and fuel strakes; prefabricated spars and pre-cut foam cores; and numerous smaller parts that can be time-consuming to make - including wheel pants, canard tips, instrument panel and various NACA inlet scoops to name a few. The kit can be purchased all at once, says Russell, or as 16 separate sub kits with or without the hardware (wheels, axles, brakes, etc. and raw materials fiberglass, resin, etc.), excluding engine, avionics and paint. The complete kit includes everything needed to complete the airframe--even down to paint brushes and resin mixing cups.

On its maiden cross-country flight to Oshkosh, the prototype met all performance goals, says Russell. "We were flying heavy, hot and dirty--at 2,100 pounds, down low, in 95-degree heat; and with rough primer, no wheel pants, and a prop that hasn't been optimized yet. Despite all that, at 2540 rpm, we were seeing 185 knots true. At economy cruise--2,150 to 2,200 rpm--the plane delivered 160 knots true, on 7.5 to 7.8 gallons per hour. Wheel pants, slick paint, and a smaller prop could add another 20 knots to the top end, Russell predicts, adding, "I can't wait to see what this plane will do once everything's cleaned up".

AeroCad and the Russell's are not newcomers to the composite homebuilt scene. The company has been pre-fabbing molded parts and subassemblies for Long-EZs, Cozys, Berkuts, E-racers and other composite planes for the past 6 years. AeroCad has also been working at Sun-N-Fun and Oshkosh Workshops for past several years to show homebuilders how to get higher quality components from vacuum bagging and different finishing techniques. As for Russell, he's one of the few people around who has built both a Velocity RG and a Cozy. His Cozy took plans built champion at Oshkosh in 1991. "What's more, Russell and his business partner--his father Greg, a former Rockwell engineer--came close to buying Velocity from Dan Maher a few years back. So it's not surprising that when it came time to scale up to a complete kit plane, AeroCad's design would incorporate features of both designs. "We've really tried to combine the best of both," Russell says, "and so far our builders seem to think we've succeeded."

WWW.AEROCAD.COM

At first glance, the AeroCanard is indistinguishable from a stock Cozy MKIV. Look closer, though and you'll see some key differences. Inside the cockpit, the front seat offers 2 inches more headroom and 2 inches more headroom width. In the back seat--where the Cozy tends to live up to its name--the AeroCanard is 3.5 inches wider 2 inches taller and has a whopping 7 inches more headroom width. In addition the brakes and rudder pedals are adjustable on both sides not just the right side.

Outside the cockpit, AeroCad has replaced the Cozy's manual speed brake with an electrically actuated one. The wheels and brakes are beefier--6x6.00 instead of 5x5.00--giving the AeroCanard roughly twice the stopping power of the Cozy "At light loading," says Russell. "I can stop in 1,000 feet. Behind the firewall the AeroCanard is designed for a 200-hp Fuel-injected Lycoming, which gives it better takeoff and climb performance. "At light loading, I can get off the runway in 1,000 feet and climb at 1,700 to 1,900 feet per minute," Russell says, "At gross--2,100 pounds--I can get off in 1,500 feet and climb at 900 to 1,000 feet per minute at the same 95-degree day.

One interesting option AeroCad offers for its kit is an electric lift to replace the manual nosegear mechanism. "This lets you board the plane nose-down, then raise the gear electrically," says Russell. "That makes a big difference with a plane this heavy." Velocity attacked this problem another way by selling an option called "the Elite" which adds gullwing doors to both sides adding complexity and \$3,000 to their kit. Another departure from the Cozy design is the option of installing the canopy as a wraparound windshield rather than a full bubble.

Because of its many design similarities to the Cozy, It's worth noting that the AeroCanard was being produced under a licensing agreement with Nat Puffer of Co-z Development Corp. In fact, AeroCad is also offering a kit version of the standard Cozy Mk1V design, now called the AeroCanard SB (Small Body). Like the AeroCanard FG the SB kit is available either as a complete kit or as 16 separate sub kits. The SB can also be purchased with or without the raw material. It's nearly \$2,000 less than the AeroCanard FG kit. The reason says Russell, is that the SB kit includes fewer molded parts, and the fuselage top is not as fully prefabbed. Still Russell figures the SB kit should save a Cozy or SB builder 1,000 plus hours, and at a cost that's not much higher than the scratch-build version."

AeroCad's new best-of-both worlds means you can start a Cozy plans built kit and finish it with as many AeroCanard molded parts from us as you want. Convert a Cozy MKIV per plans model using AeroCanard larger parts which now makes it look like an AeroCanard, this gives more headroom than the standard Cozy. Or build a kit by completely using molded parts and our modified plans, paying for them one sub kit at a time (16 sub kits) with no increase in price. With more options, AeroCad, Inc. hopes to see a higher percentage of airplanes completed with less money out of customer's pocket, especially at one time.

AEROCAD, INC.®

800-558-7180





AeroCanard SB™

SPECS:

AeroCanard SB

Useful Load:	900	Gross Weight:	2050
Kit Price:	\$32,300.00	Height:	7.8
Manufacturer:	AeroCad, Inc.	Length:	16.8
Engine:	Lyc LIO-360	Wing Span:	28.1
Max. Speed	220	Wing Area:	102.3
Cruise:	200	Fuel Capacity:	52
Stall	68 kts	Wing Design:	canard
Range:	1000	Seats:	4
Rate of Climb:	1500	Landing Gear:	tri/nose
Take off Dist:	800	Materials:	C
Landing Dist:	1200	Hours To Build:	1500
Service Ceiling:	20000	Number Built:	2
Horse Power:	200	Info Price:	Free
Empty Weight:	1150	Plans Price:	N/A



Basic Kit Price: \$19,320.00
Less Raw Materials and Hardware.

Special!

Quick Build Kit Price:
With All Completed Wings, Raw
Materials and Hardware.

\$35,995.00

WWW.AEROCAD.COM



AeroCanard FG™



Basic Kit Price: \$21,475.00
Less Raw Materials and Hardware.

Special!

Quick Build Kit Price:
With All Completed Wings, Raw
Materials and Hardware.

\$38,995.00

SPECS:

AeroCanard FG

Useful Load:	950	Gross Weight:	2150
Kit Price:	\$33,795.00	Height:	7.75
Manufacturer:	AeroCad, Inc.	Length:	16.75
Engine:	Lyc IO-360	Wing Span:	28.1
Max. Speed	225	Wing Area:	102.3
Cruise:	205	Fuel Capacity:	63.5
Stall	62 kts	Wing Design:	canard
Range:	1300	Seats:	4
Rate of Climb:	1800	Landing Gear:	tri/nose
Take off Dist:	800	Materials:	C
Landing Dist:	1500	Hours To Build:	1500
Service Ceiling:	25000	Number Built:	17
Horse Power:	200	Info Price:	Free
Empty Weight:	1200	Plans Price:	\$500

AEROCAD, INC.®

800-558-7180





AeroCanard RG™

Basic Kit Price: \$26,355.00
Less Raw Materials and Hardware.

Special!

Quick Build Kit Price:
With All Completed Wings, Raw
Materials and Hardware.

\$44,995.00



WWW.AEROCAD.COM

© 1999 - 2006 AeroCad, Inc. All Rights Reserved

SPECS:

AeroCanard RG

Useful Load:	850	Gross Weight:	2150
Kit Price:	\$38,675	Height:	7.8
Manufacturer:	AeroCad, Inc.	Length:	16.8
Engine:	Lyc LIO-360	Wing Span:	28.1
Max. Speed	230	Wing Area:	102.3
Cruise:	210	Fuel Capacity:	50
Stall	68 kts	Wing Design:	canard
Range:	1000	Seats:	4
Rate of Climb:	1900	Landing Gear:	tri/nose
Take off Dist:	800	Materials:	C
Landing Dist:	1500	Hours To Build:	1500
Service Ceiling:	25000	Number Built:	2
Horse Power:	200	Info Price:	Free
Empty Weight:	1300	Plans Price:	N/A



AEROCAD, INC.[®]
800-558-7180





AeroCanard SX™



Basic Kit Price: \$21,915.00
Less Raw Materials and Hardware.

Special!

Quick Build Kit Price:
With All Completed Wings, Raw Materials
and Hardware.

\$39,995.00 (Fixed Gear)

\$45,995.00 (Retractable Gear)

SPECS:

AeroCanard SX

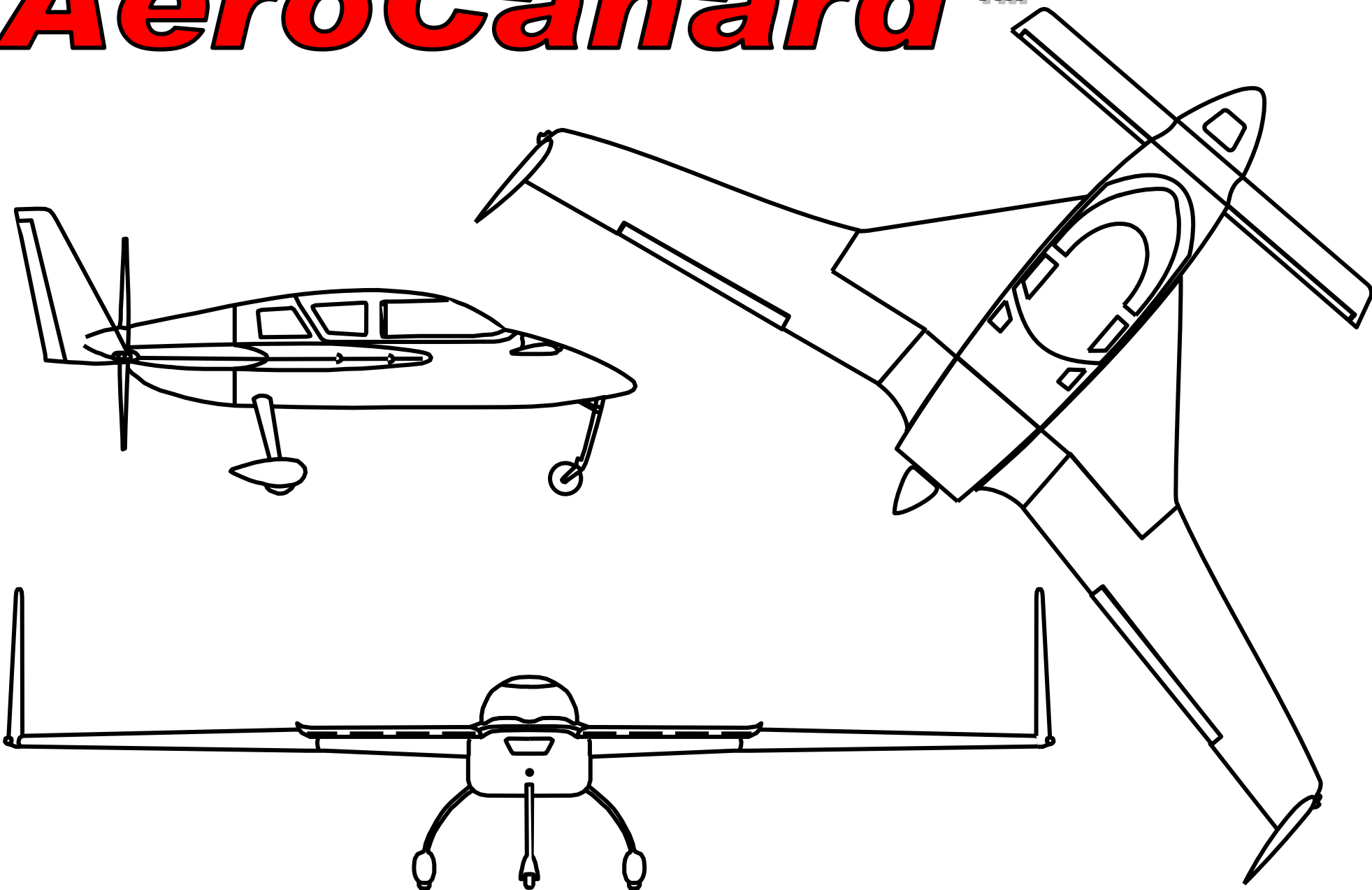
Useful Load:	950	Gross Weight:	2150
Kit Price:	\$34,235.00	Height:	7.8
Manufacturer:	AeroCad, Inc.	Length:	16.8
Engine:	Lyc IO-360	Wing Span:	28.1
Max. Speed	225	Wing Area:	102.3
Cruise:	205	Fuel Capacity:	63.5
Stall	62 kts	Wing Design:	canard
Range:	1300	Seats:	4
Rate of Climb:	1800	Landing Gear:	tri/nose
Take off Dist:	800	Materials:	C
Landing Dist:	1500	Hours To Build:	1500
Service Ceiling:	25000	Number Built:	1
Horse Power:	200	Info Price:	Free
Empty Weight:	1200	Plans Price:	N/A

AEROCAD, INC.®

800-558-7180



AeroCanardTM



AeroCanard Feature Comparison

Aircraft Item	AeroCanard-SB	AeroCanard-FG	AeroCanard-SX	Velocity FG
		AeroCanard-RG		
Front Seat	42.00"	42.00"	42.50"	42.50"
Rear Seat	36.00"	39.50"	40.50"	39.50"
Head Room Width Front Seat	36.00"	38.00"	40.00"	40.00"
Head Room Width Rear Seat	36.00"	38.00"	40.00"	38.00"
Engines Used	O-320 - IO-360	O-320 - IO-360	O-320 - IO-360	O-320 - IO-360
Control Stick	2 Side Sticks	2 Side Sticks	2 Side Sticks	1 Center Sick
Throttle Quadrant	Center	Center	Center	Left Side Only
Brake Pedals (Adjustable)	Both Sides 5"	Both Sides 5"	Both Sides 5"	Both Sides 2"
Speed Brake	Electric	Electric	Electric	Electric
Cockpit Heat	Muff Off Exhaust	Nose Oil Cooler	Nose Oil Cooler	Nose Oil Cooler
Standard Main Wheels	600-6 Double Puck	600-6 Double Puck	600-6 Double Puck	600-6 Single Puck
Main Gear	Removable	Removable-FG	Removable-FG	Non-Removable
		Retractable-RG	Retractable-RG	
Removable Instrument Cover	Yes	Yes	Yes	No
Empty Weight	1150 Lbs	1200 Lbs	1200 Lbs	1300 Lbs
Gross Weight	2050 Lbs	2150 Lbs	2150 Lbs	2250 Lbs
Useful Load Less Fuel	900 Lbs	950 Lbs	950 Lbs	950 Lbs
Fuel Useful	63 Gal	63 Gal	63 Gal	65 Gal
Fuel Tanks	Selector/1.5 Gal. Sump	No Switch/3.5 Gal Sump	No Switch/3.5 Gal Sump	No Switch/5 Gal Sump
Type Seats Used	F/Bucket R/Bucket	F/Bench R/Bench	F/Bench R/Bench	F/Bucket R/Bench
Nose Gear (Standard)	Retractable	Retractable	Retractable	Fixed
Time To Build	1400 MH	1400 MH	1400 MH	1400 MH
Total Kit Breakdown	16 Kits	16 Total	16 Total	2 Total

AeroCanard Performance Comparison

Item	AeroCanard-SB	AeroCanard-FG	AeroCanard-RG	AeroCanard-SX
	(Fixed Gear)	(Fixed Gear)	(Retractable Gear)	(Fixed Gear)
Top Speed, MPH	220	225	225	225
Cruise Speed, MPH	200	205	210	205
Range, SM	1000	1000	1000	1000
Rate of Climb, FPM	1500	1700	1900	1700
Take Off Roll, Ft.	1200	800	800	800
Landing Distance, Ft.	1500	1500	1500	1500
Service Ceiling, Ft.	20,000	25,000	25,000	25,000
Engine Used	Lyc O-360	Lyc LIO-360	Lyc LIO-360	Lyc LIO-360
HP/HP Range	180/160-200	200/160-200	200/160-200	200/160-200
Fuel Capacity, Gal.	52	63	50	63
Empty Weight, Lb.	1150	1200	1300	1200
Gross Weight, Lb.	2050	2150	2150	2150
Height, Ft.	7.75	7.75	7.75	7.75
Length, Ft.	16.75	16.75	16.75	16.75
Wing Span, Ft.	28.1	28.1	28.1	28.1
Wing Area, Sq. Ft.	102.3	102.3	102.3	102.3
Number of Seats	4	4	4	4
Landing Gear	Tri/Nose Gear/R	Tri/Nose Gear/R	Tri/R	Tri/Nose Gear/R
Bldg. Materials	Composite	Composite	Composite	Composite
Bldg. Time, Man Hours	1500	1400	1700	1400
Number Completed/Flown	N/A	15	2	N/A
Info Pack	10	10	10	10
Plans Cost	N/A	500	N/A	N/A
Total Kit Cost	\$32,300.00	\$33,795.00	\$38,675.00	\$34,235.00
Kits Less Raw Material/Hardware	\$19,320.00	\$21,475.00	\$26,355.00	\$21,915.00

Kit Description

Kit Description	AeroCanard-SB	AeroCanard-FG	AeroCanard-RG	AeroCanard-SX
Fuselage *	5945.00	7995.00	7995.00	8395.00
Fuel/Baggage Strakes	2395.00	2395.00	2395.00	2395.00
Drill Spar Sections	650.00	650.00	650.00	650.00
Main Wing Spars	1595.00	1595.00	1595.00	1595.00
Center Section Spar	2495.00	2495.00	2495.00	2495.00
Canard Spar	650.00	650.00	650.00	650.00
Main Wing Foam Cores	1150.00	1150.00	1150.00	1150.00
Winglet Foam Cores	485.00	485.00	485.00	485.00
Canard Foam Cores	280.00	280.00	280.00	280.00
Elevator Foam Cores	65.00	65.00	65.00	65.00
Main Landing Gear	980.00	980.00	5860.00	980.00
S-2 Nose Landing Gear strut	115.00	115.00	115.00	115.00
Molded Fairings **	2255.00	2360.00	2360.00	2360.00
Windows	260.00	260.00	260.00	300.00
AeroCad Total:	19320.00	21475.00	26355.00	21915.00
Raw Materials and Hardware (See parts lists)	12980.00	12320.00	12320.00	12320.00
Airframe Total:	32300.00	33795.00	38675.00	34235.00

ALL PRICES SUBJECT TO CHANGE WITHOUT NOTICE.

AEROCAD, INC.[®]
800-558-7180



Fuselage Parts

* Fuselage Parts Included Above	AeroCanard-SB	AeroCanard-FG	AeroCanard-RG	AeroCanard-SX
Upper · Nose, Canopy, Turtle-Back, Cowling	N/A	3595.00	3595.00	3995.00
Upper · Nose, Canard Cover	450.00	N/A	N/A	N/A
Upper · Turtle-Back	650.00	N/A	N/A	N/A
Upper · Cowling	450.00	N/A	N/A	N/A
Lower · Nose	450.00	450.00	450.00	450.00
Lower · Fuselage Tub w/ Longerons	3495.00	3495.00	3495.00	3495.00
Lower · Cowling	450.00	455.00	455.00	455.00
Total	5945.00	7995.00	7995.00	8395.00

AeroCanard FG



Individual Fairing Prices

** Individual Fairing Prices	AeroCanada-SB	AeroCanada-FG	AeroCanada-RG	AeroCanada-SX
Wheel Pants · 2 Mains	300.00	300.00	300.00	300.00
Main Gear to Fuselage · 2 Each	95.00	95.00	95.00	95.00
Exhaust Pipe Fairing · 2 Each	95.00	95.00	95.00	95.00
Air Outlet Scoops · 3 Each	65.00	65.00	65.00	65.00
Spinner and Airflow Guide	205.00	205.00	205.00	205.00
Front Composite Seat Bottoms	125.00	125.00	125.00	125.00
Rear Composite Seat Bottoms	125.00	125.00	125.00	125.00
NACA Inlet Scoops · 3 Each	65.00	65.00	65.00	65.00
Molded Armrests, Front and Rear · 4 Each	250.00	250.00	250.00	250.00
Cowl to Wing Root Fairing · 4 Each	95.00	95.00	95.00	95.00
Arm Pit Scoops · 2 Each	65.00	65.00	65.00	65.00
Canard Tips · 2 Each	65.00	65.00	65.00	65.00
3 1/2 Gallon Fuel Sump Tank & Cover	105.00	105.00	105.00	105.00
Instrument Panel	195.00	195.00	195.00	195.00
Instrument Cover	65.00	65.00	65.00	65.00
Nose Cone with Door	115.00	115.00	115.00	115.00
Nose Wheel Cover	65.00	65.00	65.00	65.00
Nose Wheel and Strut Doors	105.00	105.00	105.00	105.00
Fuselage Conduits · 2 Each	N/A	105.00	105.00	105.00
Map Pockets · 2 Each	55.00	55.00	55.00	55.00
Total	2255.00	2360.00	2360.00	2360.00

AeroCanard Completed Wing Prices	
All Wings Completed with Controls Surfaces Installed and balanced	14995.00
Main Wings (Assembled with Top and Bottom Skins and Roots Glassed)	9515.00
Molded wing spars	1595.00
Winglets (Upper and Lower Glassed with Antennas)	695.00
Install Winglets	595.00
Cut Out Install all Controls	595.00
Precut Foam Core Wing & Winglets	1630.00
Precut Foam Core Canard & Elevator	350.00
Center Section Spar	2495.00
Center Section Spar Drilled and Bushings Installed	650.00
R1145MS Roncz Canard Complete with Elevator/Hardware Installed	3595.00
R1145MS Roncz Canard Wing with Lift Tabs Installed	2055.00
Elevator/Hardware Installed	1540.00
R1145MS Canard Spar	695.00
Elevators Glassed to Torque Tubes Inserts Installed (Roncz Canard)	595.00
Elevators Glassed (GU)	495.00
Molded R1145MS Canard Tips	65.00
Upper Winglets Glassed	520.00
Lower Winglets Glassed	65.00

Cozy MKIV Approved Parts	
Fuselage Parts Component Description	
Upper nose with canard cover for the MKIV	450.00
Lower nose for the MKIV	450.00
Top and bottom cowling for the IO-360 MKIV	950.00
Turtleback for the MKIV foam core / vacuum bagged	850.00
Nose cone with door for the MKIV	105.00
Molded Strakes shells for the MKIV	2395.00
Molded Arm rest front and back for the MKIV	295.00
Molded Arm rest front and back for the Cozy	295.00
Molded Thigh Supports for the MKIV	280.00
Molded Thigh Supports for the Cozy	280.00
Molded Nose wheel cover for the MKIV	65.00
Molded Map pockets for the MKIV	65.00
Molded Map pockets for the Cozy	65.00
Molded fresh air NACA inlets for the MKIV	65.00
Molded fresh air NACA inlets for the Cozy	65.00
Molded center section spar for the MKIV	2495.00
Molded Main Gear fairings for the MKIV	65.00

Cozy Parts

Cozy MKIV	
Component Description	
Main Landing Gear	980.00
Nose Gear	115.00
Wheel Pants Set	350.00
Engine Cowl Set Top and Bottom	795.00
Precut Foam Core Wing & Winglets	1630.00
Precut Foam Core Canard & Elevator	350.00
Nose Wheel Cover	65.00
Nose Strut Cover	55.00
Sump Blisters [two required per aircraft]	55.00
Arm Rest Kit, left, front, and rear prepreg / vacuum bag	435.00
Rear Keel Cover & Landing Brake Cover	105.00
Carburetor Air Box Kit	260.00
Baggage Pod Set	695.00
Nose Bumper Rubber	20.00
Canopy (Clear)	350.00
Canopy (Tinted)	425.00
Side Windows (Clear)	220.00
Side Windows (Tinted)	260.00

Cozy MKIV / AeroCanard FG Conversion Kit	
Molded Upper Nose, Canopy, Turtle-Back, Upper/Lower engine Cowling and Lower Fuselage conversion fairings	4195.00

Cozy MKIV Completed Wing Prices	
All Wings Completed with Controls Surfaces Installed and balanced	14995.00
Main Wings (Assembled With Top and Bottom Skins and Roots Glassed)	9515.00
Molded wing spars	1595.00
Winglets (Upper And Lower Glassed With Antennas)	695.00
Install Winglets	595.00
Cut Out Install all Controls	595.00
Center Section Spar	2495.00
Center Section Spar Drilled and Bushings Installed	650.00
R1145MS Roncz Canard Complete with Elevator/Hardware Installed	3595.00
R1145MS Roncz Canard Wing with Lift Tabs Installed	2055.00
Elevator/Hardware Installed	1540.00
R1145MS Canard Spar	695.00
Elevators Glassed To Torque Tubes Inserts Installed (Roncz Canard)	595.00
Elevators Glassed (GU)	495.00
Molded R1145MS Canard Tips	65.00
Upper Winglets Glassed	520.00
Lower Winglets Glassed	65.00

ALL PRICES SUBJECT TO CHANGE WITHOUT NOTICE.

Long-eze Parts


Long-eze	
Component Description	
Fuel Strake Leading Edges, right and left	895.00
AeroCanard Molded Strakes shells for the LongEZE	2195.00
Main Landing Gear	980.00
Nose Gear	115.00
Wheel Pants Set	350.00
Engine Cowl Set Top and Bottom	795.00
Precut Foam Core Wing & Winglets	1630.00
Precut Foam Core Canard & Elevator	350.00
Nose Wheel Cover	65.00
Nose Strut Cover	55.00
Sump Blisters [two required per aircraft]	55.00
Arm Rest Kit, left, front, and rear prepreg / vacuum bag	435.00
Rear Keel Cover & Landing Brake Cover	105.00
Carburetor Air Box Kit	260.00
Baggage Pod Set	695.00
Nose Bumper Rubber	20.00
Canopy (Clear)	300.00
Canopy (Tinted)	425.00

Long-eze Completed Wing Prices	
All Wings Completed with Controls Surfaces Installed and balanced	14995.00
Main Wings (Assembled with Top And Bottom Skins and Roots Glassed)	9515.00
Molded wing spars	1595.00
Winglets (Upper and Lower Glassed With Antennas)	695.00
Install Winglets	595.00
Cut Out Install all Controls	595.00
Center Section Spar	2495.00
Center Section Spar Drilled and Bushings Installed	650.00
R1145MS Roncz Canard Complete with Elevator/Hardware Installed	3595.00
R1145MS Roncz Canard Wing with Lift Tabs Installed	2055.00
Elevator/Hardware Installed	1540.00
R1145MS Canard Spar	695.00
Elevators Glassed To Torque Tubes Inserts Installed (Roncz Canard)	595.00
Elevators Glassed (GU)	495.00
Molded R1145MS Canard Tips	65.00
Upper Winglets Glassed	520.00
Lower Winglets Glassed	65.00

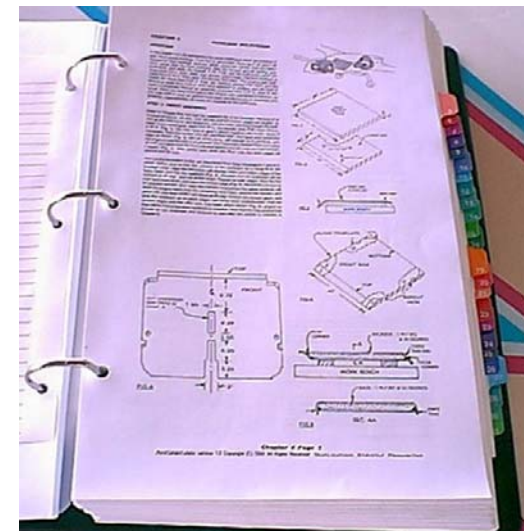
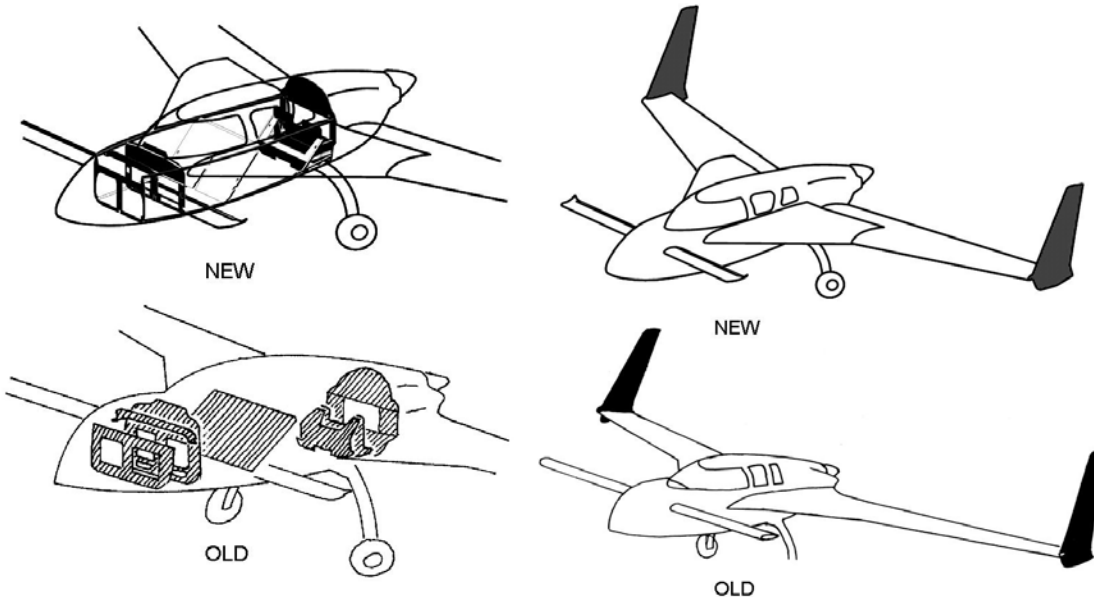
AeroCanard Plans

Info	
Component Description	Price
Information pack	Free

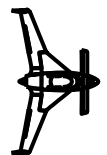
AeroCanard Plans	
Component Description	Price
AeroCanard Plans (11x17)	\$500.00*



New AeroCanard Plans - Example Illustrations .



AEROCAD, INC.[®]
800-558-7180



AeroCanard Training

Component Description

Price

AeroCanard Construction Training Video - 10 DVD Set

\$150.00

AEROCAD, INC.®



CONTENTS:

1. DISC 1 FUSELAGE TAPE 1
2. DISC 2 FUSELAGE TAPE 2
3. DISC 3 FUSELAGE TAPE 3*
4. DISC 4 FUSELAGE TAPE 4
5. DISC 5 FUSELAGE TAPE 5
6. DISC 6 TOP AND WINDOWS
7. DISC 7 CANARD
8. DISC 8 ELEVATORS**
9. DISC 9 WINGS
10. DISC 10 WINGLETS

*CONTAINS COMPOSITE INSTRUCTION
**CONTAINS BONUS FLYING FOOTAGE

WWW.AEROCAD.COM

©AEROCAD, INC. 2005 ALL RIGHTS RESERVED.



AC10005-011

AeroCanard™
CONSTRUCTION TRAINING VIDEO



AeroCanard™



CONSTRUCTION TRAINING VIDEO



with

Jeff Russell

AEROCAD, INC.®



1. DISC 1 FUSELAGE TAPE 1
2. DISC 2 FUSELAGE TAPE 2
3. DISC 3 FUSELAGE TAPE 3*
4. DISC 4 FUSELAGE TAPE 4
5. DISC 5 FUSELAGE TAPE 5

6. DISC 6 TOP AND WINDOWS
7. DISC 7 CANARD
8. DISC 8 ELEVATORS**
9. DISC 9 WINGS
10. DISC 10 WINGLETS

*CONTAINS COMPOSITE INSTRUCTION
**CONTAINS BONUS FLYING FOOTAGE

AEROCAD, INC.®

800-558-7180



AeroCanard Training



Jiggging the wing for the top skin.



Bonding the trailing edge to the spar.



Cutting gear door out of fuselage.



Upper picture of bottom strakes installed with bulkheads in place



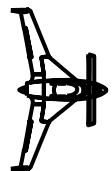
Left bottom strake



Left top fitted to lower strake.

WWW.AEROCAD.COM

© 1999 - 2006 AeroCad, Inc. All Rights Reserved



AeroCanard Materials

Disclaimer of Warranty

THESE PLANS ARE SUPPLIED "AS IS" AND WITHOUT WARRANTIES AS TO PERFORMANCE OF MERCHANTABILITY OR ANY OTHER WARRANTIES WHETHER EXPRESSED OR IMPLIED. Because of the various capabilities of different builders, NO WARRANTY OF FITNESS FOR A PARTICULAR PURPOSE IS OFFERED. The user assumes the entire risk of using these plans.

Preface Page 2

AeroCanard plans version 1.0 Copyright (C) 2000 All Rights Reserved

AEROCANARD PLANS BUILT MANUFACTURING MANUAL SECTION 2

This manual, AEROCANARD PLANS SECTION 2, together with

AEROCANARD PLANS SECTION 1, published previously under separate cover, comprise 26 chapters and 35 drawings 18" x 23" and constitute

the entire manufacturing instructions for the AEROCANARD aircraft, including engine installation.

The custom prefab parts required in SECTION 2 are listed on this page, and

the basic materials needed in SECTION 2 are listed as a complete kit on

Preface Page 2, and broken down by chapter on Preface Page 3 and 4.

Photographs of construction details are included at the end of some of the chapters.

TABLE OF CONTENTS

CHAPTER PAGES TITLE SECTION

1	3	Description/Introduction	I
2	5	Bill of Materials	I
3	19	Education	I
4	9	Fuselage Bulkheads	I
5	6	Fuselage Sides	I
6	9	Fuselage Assembly	I
7	6	Fuselage Exterior	I
8	4	Shoulder Support/Seat Belts	I
9	12	Main Gear/Landing Brake	I
10	8	Canard	I
11	10	Elevators	I
12	2	Canard Installation	I
13	17	Nose/Nose Gear	I
14	12	Centersection Spar	I
15	2	Firewall	II
16	7	Control System	II
17	9	Trim System/Center Console	II
18	17	Canopy	II
19	18	Wings/Ailerons/Attach	I
20	6	Winglets & Rudders	I
21	9	Strakes/Fuel/Baggage	I
22	6	Electrical	II
23	21	Engine Installation	II
24	5	Armrests/Seats/Covers	II
25	5	Finishing/Painting	II
26	1	Upholstery	II
Appendix I	25	18" x 23" Drawings	I
Appendix II	10	18" x 23" Drawings	II

SECTION 2

WWW.AEROCAD.COM

© 1999 - 2006 AeroCad, Inc. All Rights Reserved



TABLE OF CONTENTS

CHAPTER PAGES TITLE SECTION

1	3	Description/Introduction I	
2	5	Bill of Materials I	
3	19	Education I	
4	9	Fuselage Bulkheads I	
5	6	Fuselage Sides I	
6	9	Fuselage Assembly I	
7	6	Fuselage Exterior I	
8	4	Shoulder Support/Seat Belts I	
9	12	Main Gear/Landing Brake I	
10	8	Canard I	
11	10	Elevators I	
12	2	Canard Installation I	
13	17	Nose/Nose Gear I	
14	12	Centersection Spar I	
15	2	Firewall II	
16	7	Control System II	
17	9	Trim System/Center Console II	
18	17	Canopy II	
19	18	Wings/Ailerons/Attach I	
20	6	Winglets & Rudders I	
21	9	Strakes/Fuel/Baggage I	
22	6	Electrical II	
23	21	Engine Installation II	
24	5	Armrests/Seats/Covers II	
25	5	Finishing/Painting II	
26	1	Upholstery II	
Appendix I	25	18" x 23" Drawings I	
Appendix II	10	18" x 23" Drawings II	
SECTION 2			

MATERIAL LIST BY SUPPLIER

Materials and parts for the AeroCanard are available from the following suppliers:

Brock Mfg., (714) 898-4366
11852 Western Ave., Stanton, CA 90680

- (2) CS-72 Brackets (Chap. 15)
 - (2) CZSA Stick Assembly (Chap. 16)
 - (4) CS-1A Inserts (Chap. 16)
 - (2) CS-17 Spacers (Chap. 16)
 - (2) MKCS- 122/124 Belhorn (1 RT, 1 LFT) (Chap. 16)
 - (4) CS-127 Brackets (Chap. 16)
 - (2) CS- 128 Bellcrank with Bearing (Chap. 16)
 - (2) CS-131 Spacers (Chap. 16)
 - (4) CS-131 Inserts (Chap. 16)
 - (8) CS-201 Bushings (Chap. 16)
 - (2) RT-Roll Trim Bracket (1 RT, 1 LFT) (Chap. 17)
 - (1) CZRTH Roll Trim Handle (Chap. 17)
 - (1) CZPTH Pitch Trim Handle (Chap. 17)
 - (2) CZLB-1 Spacer (Chap. 17)
 - (2) CZLB-6 Spacer (Chap. 17)
 - (1) CZLB-10 Spring Bracket (Chap. 17)
 - (1) LB-11 Bracket (Chap. 17)
 - (1) CZLB- 13 Landing Brake Handle Ass. (Chap. 17)

 - (1) CZLB-15 Landing Brake Actuator Ass. (Chap. 17)
 - (1) CZLB-21 Landing Brake Arm (Chap. 17)
 - (1) VECG Throttle Quadrant Ass. (Chap. 17)
- Note: If using the Ellison TBI, you can omit the throttle element from this quadrant
- (3) LL-1 Knobs (Chap. 17)
 - (1) Cl-L Handle (Chap. 18)
 - (2) C2-L Arms (Chap. 18)
 - (1) C3 Lug (Chap. 18)
 - (1) C4 Block (Chap. 18)
 - (1) C4-A Block (Chap. 18)
 - (1) SC-1 Safety Catch (Chap. 18)
 - (1) C21 Handle (Chap. 18)
 - (2) CS- 13 Spacers (Chap. 18)
 - (1) AeroCanard Dynafocal Engine Mount (Chap. 23)
- AeroCad, Inc. (573) 324-3300
14026 Airport Rd., Bowling Green, Mo. 63334
- (1) Turtleback (optional) (Chap. 18)
 - (1) Engine Cowlings (Chap. 23)
 - (1) Carburetor Filter Box (optional) (Chap. 23)
 - (1) Set Armrests, Covers (optional) (Chap. 24)
- Airplane Plastics Co. (513) 864-5607
8300 Dayton Rd., Fairborn, OH 45324

(1) Canopy (Chap. 18)
(1) Set of Side Windows (Chap. 18)
B & C Specialty Products (316) 283-8000
(1) Sealed, High Cranking Power Battery (Chap. 22)
(1) Light-Weight Alternator (Chap. 23)
(1) Linear Voltage Regulator (Chap. 23)
(1) Light-Weight Starter (Chap. 23)
Service Plus Distributors (215) 639-7810
977A Bristol Pike, Bensalem, PA 19020
(1) Gas Spring with Mounting Hardware (Chap. 18)
Ellison Fluid Systems (206) 271-3220
350 Airport Way, Renton, WA 98055
(1) Ellison Throttle Body Injector (Chap. 23)
Cable Craft (206) 475-1080
PO Box 11372, Tacoma WA 98411
(1) 183-VGG-3-109 Throttle Cable (Chap. 23)
Custom Aircraft Supply (619) 276-6954
1318 Gertrude St., San Diego, CA 92110
(1) Set SS Exhaust Pipes w Heat Muff (Chap, 23)
Aircraft Spruce East (800) 831-2949
Box 909, Griffin GA 30224
(1) Upholstery Kit (specify basic or complete) (Chap. 26)
B & T Props (503) 942-7068
75872 Mosby Creek Rd., Cottage Grove OR 97427
Tod's Props (206) 853-8947
Box 824, Concrete, WA 98237
Bernard Warnke (602) 682-2550
11700 Avra Valley Rd., Marana, AZ 85653
(1) Propellor (Chap. 23)
Preface Page 3
AeroCanard plans version 1.0 Copyright (C) 2000 All Rights Reserved

SECTION 2

BASIC MATERIALS KIT

The basic materials needed to construct the AeroCanard are available from any of the following two Authorized Suppliers, in alphabetical order:

Aircraft Spruce & Spec. East & West (877) 477-7823
Peachtree City, GA 30269 (East)
Corona, California 92880 (West)

Wicks Aircraft (800) 221-9425
410 Pine St., Highland IL 62249

GLASS:

(30) yds. BID

(20) yds. UNI

EPOXY:

(3) Gal.

BOLTS:

(1) AN3-4 Bolts

(6) AN3-4A Bolts

(6) AN3-5A Bolts

(1) AN3-6 Bolts

(13) AN3-6A Bolts

(30) AN3-7A Bolts

(16) AN3-11 A Bolts

(1) AN3-12 Bolts

(5) AN3-13A Bolts

(1) AN3-115 Bolts

(2) AN3-16A Bolts

(8) AN4-10A Bolts

(3) AN4-11 A Bolts

(2) AN4-14 Bolts

(1) AN4-21 A Bolts

(1) AN4-31A Bolts

(1) AN4-33A Bolts

(4) AN6-34A Bolts

(4) AN7-35A Bolts

SCREWS:

(4) AN525-10R5 Screws

(7) AN525-1OR 10 Screws

(8) AN525-1OR 12 Screws

(1) AN525-1OR 16 Screws

(2) AN525-1OR20 Screws

(1) AN525-1OR24 Screws

(4) AN526-632R5 Screws

(30) AN526-63286 Screws

(1) AN526-632R8 Screws

(5) MS24694-S48 Screws

- (2) MS24694-S49 Screws
- (10) MS24694-S50 Screws
- (65) MS24694-S51 Screws
- (10) MS24694-S52 Screws
- (3) MS24694-S66 Screws
- (2) MS24694-S70 Screws
- (5) MS24694-S74 Screws
- (4) MS35206-231 Screws
- (4) MS35265-79 Screws
- (16) MS35265-80 Screws

WASHERS:

- (200) AN9604L Washers
- (116) AN960-10 Washers
- (35) AN960-1OL Washers
- (1) AN960-416L Washers
- (17) AN960-416 Washers
- (4) AN960-616 Washers
- (4) AN960-716 Washers
- (4) AN960-1016 Washers
- (22) AN970-3 Washers
- (13) AN970-4 Washers
- (4) AN970-6 Washers
- (4) AN970-7 Washers
- (30) MS35333-37 Lock Washers
- (12) MS35333-40 Lock Washers
- (8) MS35333-41 Lock Washers
- (60) A-3235-028-24A Countersunk
- (4) PIN Phenolic Washers

NUTS:

- (30) MS20364-632 Nuts
- (4) MS21042-06 Nuts
- (160) MS21042-3 Nuts
- (10) MS21042-4 Nuts
- (4) NAS1291-7 Nuts
- (10) AN315-3 Nuts
- (3) AN310-3 Nuts
- (2) AN3104 Nuts
- (4) AN316-4 Nuts
- (2) AN345-10 Nuts

- (4) AN363-624 Nuts

NUTPLATES:

- (10) MS21047-3 Nutplates
- (80) MS21069-L3 Nutplates

RIVETS:

- (20) MS20470AD3-4 Rivets
- (5) MS20470AD3-7 Rivets
- (40) MS20470AD4-10 Rivets
- (100) Avex 1604-0412 Flush Pop Rivets
- (200) Avex 1601-0414 Round Pop Rivets

FITTINGS:

- (2) AN816-4 Nipple
- (1) AN910-1D Coupling
- (1) AN912-1 Bushing
- (2) MS20822-8D 90 deg. Elbow
- (2) MS20823-8D 45 deg. Elbow
- (2) AC#6470069 Fuel Pump Adapter (if needed)
- (2) pcs. (specify length) 666-8 Aeroquip hose w AE21496-H fitting
- (1) pc. (specify length) 666-4 Aeroquip hose w AE21496-D fitting

FOAM:

- (1) pc. 48 x 96 x 1/4" 4.5 lb. Last-A-Foam
- (4) pcs. 32 x 48 x 3/8" H45 PVC
- (1) pc. 24 x 48 x 1" Urethane
- (1) pc. 24 x 96 x 2" Urethane
- (1) M-26 Urethane Pourfoam Kit
- (4) pc. 24" x 48" x 1/4" 4.5 lb Last-A-Foam

METAL:

- (1) pc. 48 x 48 x .025 6061-T6 Alum.
- (1) pc. 18 x 24 x .032 2024-T3 Alum.
- (1) pc. 18 x 24 x .063 2024-T3 Alum.
- (12) in. 1 x 1 x .125 2024-T3 Alum. Angle
- (48) in. 5/16" O.D. x .049w 2024-T3 Tubing
- (48) in. 1/2" O.D. x .035w 2024-T3 Tubing
- (60) in. 3/4" O.D. x .058w 6061-T6 Tubing
- (48) in. 5/8" O.D. x .049w 4130 Steel Tubing
- (6) in. 1/4" O.D. 2024-T3 Alum. Rod
- (4) in. 1/4" x 20 Threaded Steel Rod
- (1) pc. 1/2" x .035W x 7ft. 4130 steel tubing
- (1) pc. 3/8" O.D. x.065 W x 4" 4130 Steel Tubing

MISC:

- (4) AN210-2A Pulleys
- (20) AN 100-3 Thimbles
- (20) 18-1-C Nicopress Sleeves
- (4) MS20392-2C9 Clevis Pins
- (1) MS20392-2C1 1 Clevis Pin

- (4) MS20392-2C1 8 Clevis Pins
- (7) AN416-1 Safety Pins
- (5) MS24665-132 Cotter Pins
- (4) MS24665-134 Cotter Pins
- (1) MS24665-283 Cotter Pins
- (2) AN 111-4 Cable Bushings
- (2) 1/4" Flanged Bronze Bushings
- (1) pt. Spraylat
- (1) gal. Glass Microspheres
- (1) gal. Flox
- (3) in. MS20257-P2 Hinge
- (3) in. MS20001-P3 Hinge
- (36) in. MS20001-P5 Hinge
- (36) in. MS20001-P6 Hinge
- (4) Lyc. #77611 Blow-Proof Exh. Gaskets
- (8) 1410 5/16"-I 8 Lyc. Exh. Man. Nuts
- (18) in. 3/4" I.D. x.1 25w Tygon Tubing
- (24) TY-525M Nylon Tie-Wraps
- (24) TY-528M Nylon Tie-Wraps
- (1) Tube High Temp. RTV Silicone
- (48) in. 2.5" I.D. Scat Aeroduct
- (24) in. 1.5" I.D. Scat Aeroduct
- (4) SC-124 Stainless Worm Clamps
- (4) WC-136 Stainless Worm Clamps
- (1) Coil MS20995C-041 SS Safety Wire
- (1) 18 in. long 350 O.D. x .05 wire Tension Spring
- (2) 12.5 in. long .375 O.D. x.06 wire Tension Springs
- (2) .5 in. long .350 O.D. x.06 wire Compression Springs
- (4) C-161 Century Spring Corp. Springs
- (1) H-5000-2 Hartwell Rush Latch (optional)
- (1) pc. 4 x 6 x.25" Phenolic
- (2) MS20271 -B-10 Universals
- (10) MM-3 Rod Ends
- (4) MM-4 Rod Ends
- (65) ft. 7 x 7 x 1/16" SS Cable
- (22) ft. 3/16" O.D. x.025w Nylaflo Tubing
- (2) FB-1013-8 Boston Bronze Ranged Bearings

- (1) 10599 Stewart Warner Oil Cooler or (larger)
- (1) 8 In. Prop Hub Extension (specify diameter)
- (1) Crush Plate (specify diameter)
- (1) Spinner Assembly w Airflow Guide
- (1) AN665-21 R Tie Rod Terminal
- (2) MS21919-DG-10 Adel Clamps
- (12) in. CCM-36 Baffle Fabric 40" wide
- (1) set EM 100-006 Lord Mount Bushings w Spacers
- (1) A730-RED-60 Cabin Heat Push-Pull Cable

Preface Page 4

AeroCanard plans version 1.0 Copyright (C) 2000 All Rights Reserved

SECTION 2

MATERIAL LIST BY CHAPTER

Materials listed here are the same as those listed in the SECTION 2

MATERIALS KIT. They do not include tools, fillers, or jiggling materials. They

are arranged here by chapter, rather than by distributor. You should find this

list handy to assure that you have all the appropriate materials and parts

before starting a major job, and will help you to keep track of hardware.

Chapters 3 through 15: (See Section 1)

Chapter 15: Firewall and Accessories

Note: The fuel line fittings needed for the firewall layout were listed in Section

1, Chapter 21, except we recommend that you substitute Aeroquip 666-6

hose with AE21496-G fittings in place of the 303-6 hose and 491-6 fittings.

Prefab: (2) CS-72 Brackets

Hardware: (2) AN3-6A Bolts

(2) AN3-7A Bolts

(10) AN960-10 Washers

(18) MS21042-3 Nuts

(4) MS24665-135 (AN380-2-3) Cotter Pins

Foam: (1) pc. 12 x 24 x 1/4' 4.5 b. Last-A-Foam
Metal: (1) Sheet 48 x 48 x .013" 2024-T3 Alum.
(1) pc. 5x10 x .063" 2024-T3 Alum.
Misc.: (4) AN210-2A Pulleys
(1) pc. 24" x 5 ft. x 1/8" 970J Fiberfrax
(1) pt. QF-180 High temperature white glue (for Fiberfrax)

Chapter 16: Control System

Prefab: (2) CZSA Stick Assemblies
(10) CS-1 Inserts
(4) CS- 1 A Inserts
(2) CS-17 Spacers
(2) MKCS-122/124 Belhorn (11 RT, 1 ILF71
(4) CS- 127 Brackets
(2) CS-128 Bellcrank with Bearing
(2) CS-131 Spacers
(4) CS-181 Inserts
(8) CS-201 Bushings
Hardware: (6) AN3-5A Bolts
(2) AN3-6A Bolts
(18) AN3-7A Bolts
(16) AN3-11 A Bolts
(2) AN3-13A Bolts
(2) AN3-16A Bolts
(2) AN4-10A Bolts
(2) AN4-11 A Bolts
(2) AN4-14 Bolts
(90) AN960-10 Washers
(8) AN960-416 Washers
(4) AN960-1016 Washers
(12) AN970-3 Washers
(2) AN970-4 Washers
(60) MS21042-3 Nuts
(4) MS21042-4 Nuts
(10) AN315-3 Nuts
(2) AN310-4 Nuts
(4) AN316-4 Nuts
(12) AN 100-3 Thimbles
(40) MS2947OAD4-10 Rivets
(12) Avex 1604-0412 Flush Pop Rivets
(8) Avex 1601-0414 Pop Rivets
(12) 18-1-C Nicopress Sleeves
(4) MS20392-2C9 (AN393-9) Clevis Pins
(4) MS20392-2C18 (AN393-18) Clevis Pins
(7) AN416-1 Safety Pins
(2) MS24665-132 (AN380-2-2) Cotter Pins

(2) MS202711-13-10 Universal joint
(10) MM-3 Rod Ends
(4) MM-4 Rod Ends
(2) FB- 10 13-8 Bronze Ranged Boston Bearings
Glass: (2) Yds. BID
Epoxy: (.1) Gal.
Foam: None

Metal: (1) pc. 3 x 5 x -063* 2024-T3 Alum.
(1) PC. 11/2"O.D. x.035w x 4 ft. 2024-T3 Alum. tube
(3) pcs. 3/4" O.D. x.058w x 5 ft. 6061-T6 Alum tube
(1) pc. 1/2" O.D. x.035W x 7 ft. 4130 Stl. tube
(1) pc. 3/8' O.D. x.065W x 4"4130 Stl. tube
(1) PC. 5/8" O.D. x .049w x 4ft. 4130 Stl. tube

Wood: Scraps

1/4" Birch Plywood from Firewall

Misc: (1) pc. 1/4" thick x 3' x 6" Phenolic

(1) pc. 1/16' x 60 ft. 7 x 7 SS Cable

(1) pc. 3/16" O.D. x.025w x 20 ft. Nylaflow tubing

Chapter 17: Pitch & Roll Trim, Ldg Brake & Center Console

Prefab: (2) RT-2 Roll Trim Bracket (1RT, 1LFT)

(2) CZRTH Roll Trim Handle

(1) CZPTH Pitch Trim Handle

(1) CZLB-1 Spacer

(1) CZLB-6 Spacer

(1) CZLB-10 Spring Bracket

(1) LB11-Bracket

(1) CZLB-13 Landing brake Arm

(1) CZLB-15 Landing brake Arm

(1) CZLB-21 Landing brake Arm

(1) VECG Throttle Quadrant Assembly Note: If using the Ellison throttle body, you can omit the throttle element from this quadrant.

(3) LL-1 Knobs

Hardware: (1) AN3-6 Bolt

(1) AN3-6A Bolt

(1) AN3-7A Bolt

(1) AN3-11 A Bolt

(1) AN3-12 Bolt

(1) AN3-15 Bolt
(1) AN4-21 A Bolt
(1) AN4-31 A Bolt
(1) AN4-33A Bolt
(5) MS24694-S48 Screws
(2) AN525-10R10 Screws
(16) AN 960-10 Washers
(1) AN960-416L Washers
(7) AN960-416 Washers
(2) AN970-3 Washers
(1) AN970-4 Washers
(4) PW Phenolic Washers
(8) MS21042-3 Nuts
(5) MS21042-4 Nuts
(3) AN310-3 Nuts
(3) MS24665-132 (AN380-2-2) Cotter Pins
(8) AN 100-3 Thimbles
(5) 1 B-1-C Nicopress Sleeves
Glass: (1) Yd. BID
(. 1) Yd. UND
Epoxy: (.2) Gal.
Foam: (1) 12 x 24 x 1/4 in. 4.5 lb. Last-A-Foam
Metal: None
Wood: Scraps 1/4" Birch Plywood from firewall
Misc: (5) ft. of 1/16" 7 x 7 SS Cable
(2) ft. of 3/16" O.D. x.025w Nylaflo Tubing
(5) ft. of .041 dia. Safety Wire
(1) 18" x .05 wire x.350 dia. Tension Spring
(2) pcs. 12.5" x .06 wire x.375 dia Tension Spring
(2) pcs. .5" x .06 wire x .350 dia Compression Spring

Chapter 18: Canopy

Prefab: (1) Plexiglass Canopy

(1) Side Window Set
(1) C1-L Handle
(2) C2-L Arms
(1) C3 Lug
(1) C4 Block
(1) C4-A Block
(1) SC1 Safety Catch
(1) C21 Handle
(2) CS13 Spacers

Hardware: (2) AN3-4A Bolts
(2) AN3-6A Bolts
(3) AN3-7A Bolts

(3) AN3-13A Bolts
(5) MS24694-S51 Screws
(10) MS24694-S52 Screws
(3) MS24694-S66 Screws
(2) MS24694-S70 Screws
(5) MS24694-S74 Screws
(5) AN525-10R10 Screws
(8) AN525-10R12 Screws
(1) AN525-10R16 Screws
(2) AN525-10R20 Screws
(1) AN525-10R24 Screws
(32) AN960-10L Washers
(2) AN960-416 Washers
(6) AN970-3 Washers
(50) MS21042-3 Nuts
(10) MS21047-3 Nutplates
(20) MS20426AD3-4 Rivets
(5) MS20426AD3-7 Rivets
(40) Avex 1604-0412 Flush Pop Rivets
(3) in. MS20257-P2 Hinge
(36) in. MS20001-P5 Hinge
(20) in. MS20001-P6 Hinge
(1) H-5000-2 Hartwell Rush Latch (optional)

Preface Page 5

AeroCanard plans version 1.0 Copyright (C) 2000 All Rights Reserved

(1) pc. 2 x 10 x .25' 2024-T3 Alum. Bar
(42) in. 5/16 O.D. x.049w 2024-T3 Alum. Tubing
(4) in. 1/4 x 20 Threaded Steel Rod

Misc: (1) pt. Spraylat Protective Coating

(1) Gal. Glass Bubbles
(1) Gal. Flox
(2) SW9977005-1 Whisperflo Vents
(1) SPD-5150-40 Gas Spring
(1) SPD-1005 Ball Stud
(1) SPD-1010 Reverse Elbow Bracket

Chapters 19 through 21: (See Section 1)

Chapter 22: Electrical

Note: Due to the wide variety of options, electrical materials and components

are not included in the Section 2 Material Kit. The following items, however, are offered as a suggestion. Order only approved aircraft grade materials to meet your individual requirements.

- (1) 25 AH Low Resistance, Sealed Battery (B & C Spec.)
 - (1) 35 Amp. Light-Weight Alternator (B & C Specialty)
 - (1) Linear Voltage Regulator (B & C Specialty)
 - (1) Light-Weight Starter (B & C Specialty)
 - (1) Starter Solenoid
 - (1) Battery Solenoid
 - (1) Wheien A413A-HDS-14 Power Pack
 - (1) Set A600 PG/R-14 Position & Strobe Fixtures
 - (14) Klixon Circuit Breakers, Assorted Sizes
 - (14) DC Toggle Switches, Assorted Sizes
 - (1) Keyed Ignition Switch
 - (1) Push Button Switch
 - (3) Lever Micro Switches
 - (1) Relay Calectro C1 -974 or equivalent
 - (1) Warning Horn
 - (1) Warning Light
 - (10) ft. #4 Welding Cable
 - (15) ft. #10 AWG Shielded MIL-C-7078-5
 - (30) ft. #10 AVVG Unshielded MIL-W-5086A, Type 11
 - (100) ft. #18 AWIG Unshielded MIL-W-5086A, Type 11
 - (100) ft. #22 AWG Unshielded MIL-W-5086A, Type 11
- Assorted ring terminals, heat shrink tubing, and tie wraps.

Chapter 23: Engine and Propeller Installation

Prefab: (1) Upper and Lower Cowling

- (1) AeroCanard Dynafocal Engine Mount
- (1) AeroCanard Exhaust System with Heat Muff

Hardware: (1) AN3-4 Bolt

- (4) AN3-4A Bolts
- (6) AN3-6A Bolts
- (6) AN3-7A Bolts
- (6) AN3-10A Bolts
- (4) AN6-34A Bolts
- (4) AN7-35A Bolts
- (4) MS35206-231 Screws
- (4) MS35265-79 Screws
- (16) MS35265-80 Screws
- (12) MS24694-S49 Screws
- (10) MS24694-S50 Screws
- (60) MS24694-S51 Screws
- (4) AN525-10R5 Screws

- (4) AN526-632R5 Screws
- (30) AN526-632R6 Screws
- (1) AN526-632R8 Screw
- (4) MS21042-06 Nuts
- (22) MS21042-3 Nuts
- (4) NAS 1291-7 Nuts
- (30) MS20364-632 Nuts
- (2) AN345-10 Nuts
- (4) AN363-624 Nuts
- (8) 1410 5/16-18 Lyc. Exhaust Manifold Nuts
- (80) MS21069-L3 Nutplates
- (60) A3235-028-24A Couritersink Washers
- (200) AN960-4L Flat Washers
- (4) AN960-616 Washers
- (4) AN960-716 Washers
- (2) AN970-3 Washers
- (4) AN970-6 Washers
- (4) AN970-7 Washers
- (30) MS35333-37 Lock Washers
- (12) MS35333-40 Lock Washers
- (8) MS35333-41 Lock Washers
- (2) MS35489-12 Grommets

Fittings: Fuel line fittings were listed in **Chapter 21**.

- (2) AN816-4 Nipples
- (1) AN910-1D Coupling
- (1) AN912-1 Bushing
- (2) MS20822-8D 90 deg. elbow
- (2) MS20823-8D 45 deg. elbow
- (2) AC-6470069 Fuel Pump Adapters
- (2) pcs. 666-8 Aeroquip w AE21496-H Fittings
- (1) pc. 666-4 Aeroquip w AE21496-D Fittings

Glass: (3) yds. BID

Epoxy: (.2) Gal.

Foam: (1) pc. 24 x 24 x 3/8" H45 PVC

(1) pc. 24 x 24 x 1 " Urethane

Metal: (1) pc. 48 x 48 x .025" 6061 -T6 Alum. sheet

(1) pc. 12 x 24 x .032" 2024-T3 Alum. sheet

(1) pc. 12 x 24 x .063" 2024-T3 Alum. sheet

(1) pc. 6 x 2 x 1/8" 2024-T3 Alum. Bar

(1) pc. 4 x 2 x 1/4" 2024-T3 Alum. Bar

(3) in. 1 x 1 x 1/8" 2024-T3 Extruded Alum. Angle
(6) in. 5/16" O.D. x.049w 2024-T3 Alum. Tubing
(6) in. 1/4" O.D. 2024-T3 Alum. Rod
Misc: (1) Engine Mount
(1) Set Dynafocal 100-006 Lord Mount Bushings
(1) 8" Prop Hub Extension
(1) Propeller Crush Plate
(1) Propeller with bolts
(1) Spinner Assembly w Airflow Guide
(1) Stewart Warner 10599 Oil Cooler or larger
(1) Ellison 4-5 Throttle Body Injector
(1) Earl's in-line Fuel Filter
(1) Fram CA3647 Filter Element
(1) A730-RED-60 Cabin Heat Push-Pull Cable
(1) 183-VGG-3-109 Cable Craft Throttle Cable
(4) Lyc#7761 1 Blow Proof Exh. Gaskets
(18) in 3/4" ID x 1/8" w Tygon Tubing
(24) TY-525M Nylon Tyraps 6 in. long
(24) TY-528M Nylon Tyraps 12 in. long
(1) Tube High Temp. RTV silicone
(4) WC-124 Worm Clamps
(4) WC-136 Worm Clamps
(2) 1/4" I.D. Ranged Bronze Bushings
(4) ft. 2.5" ID Seat Aeroduct
(2) ft. 1.5" ID Scat Aeroduct
(4) Century C-161 Springs
(1) ft. 40" wide CCM36 Baffle Fabric
(1) MS20995C-041 SS Safety Wire
Chapter 24: Covers, Fairings, & Consoles
Prefab: All Covers and Fairings are available prefab from AeroCad.
Hardware: (14) Avex 1601-0414 Pop Rivets
(12) in. MS20001 -P6 Hinge
Glass: (8) yds. BID
Epoxy: (1) gal.
Foam: (3) sheets 34 x 37 x 3/8" H45 PVC
(1) pc. 24 x 24 x 2" Urethane
(1) M-26 2 qt. Kit Urethane Pourfoam
Chapter 25: Finishing
Epoxy: (1) Gougeon West System 105 epoxy with 206 catalyst and dispensers
Fillers: Glass Microspheres as required
(2) Gal. High-build Epoxy or U-1761 Sterling Primer

Sandpaper: (100) sheets 36 grit
(100) sheets 80 grit
(100) sheets 220 grit wet/dry
(50) sheets 320 grit wet/dry
(30) sheets 400 grit wet/dry
Finish Primer: Same as above
Finish Paint: White PPG (Acrylic Urethane)
Note: These items (except for West System & Fillers) are available locally and not supplied with the materials kit.
Chapter 26. Upholstery
Note: The basic front and back seat cushions, or complete upholstery kits, are available from Aircraft Spruce East with foam, fabric, and color or your choice, or you can have the cushions made locally according to the dimensioned drawings on Page 26-1.
Preface Page 6
AeroCanard plans version 1.0 Copyright (C) 2000 All Rights Reserved
All prices subject to change.



AEROCAD, INC.®
 14026 AIRPORT ROAD
 BOWLING GREEN, MO 63334
 573-324-3300
 573-324-3399 Fax

PURCHASE AGREEMENT

Purchaser agrees to purchase from AeroCad, Inc. sub-assemblies for an experimental category amateur built aircraft subject to the terms and conditions below.

1. Purchaser must understand, agree with, sign, and have notarized or witnessed, the **RELEASE, ASSUMPTION OF RISK**, and **INDEMNITY** clauses accompanying this contract.

2. The price for each sub-assembly will be as listed in 2.a, F.O.B. AeroCad, Inc., Bowling Green, MO. Each sub-assembly is payable upon completion of that sub-assembly.

3. Purchaser will be notified when sub-assemblies are completed and ready for delivery. Balance of purchase price to be paid prior to shipping. Inspection of sub-assemblies and a visit to AeroCad, Inc. is encouraged during production. The purchaser has the option of making his own freight and insurance arrangements or AeroCad, Inc. will do it for him with the understanding that AeroCad, Inc. accepts no responsibility for debts or damage incurred after sub-assemblies leave AeroCad, Inc.

4. Purchaser agrees that aircraft will not be flown without an Airworthiness Certificate issued by FAA.

5. Purchaser will supply all material as specified for sub-assemblies in 2.a.

6. **AEROCAD, INC. MAKES NO EXPRESS OR IMPLIED WARRANTY WHATSOEVER WITH RESPECT TO THE PARTS AND MATERIALS USED IN THE SUB-ASSEMBLIES, INCLUDING BUT NOT LIMITED TO THE IMPLIED WARRANTIES OF MERCHANTABILITY AND FITNESS FOR A PARTICULAR PURPOSE.**

7. Purchaser will not copy in any way - **MOLDED PARTS, PLANS OR VIDEO TAPES UNLESS GIVEN WRITTEN PERMISSION BY AEROCAD, INC.**

8. This Agreement shall be construed and enforced in accordance with, and the rights of the parties hereto shall be governed by the laws of the State of Missouri. Any and all disputes arising under this Agreement, whether as to interpretation, performance, or otherwise, shall be subject to the exclusive jurisdiction of the Courts of the State of Missouri and each of the parties hereto irrevocably agrees to the exclusive jurisdiction of the Courts of Missouri.

RELEASE, EXPRESS ASSUMPTION OF RISK, AND INDEMNITY AGREEMENT

a) **RELEASE**

Undersigned purchaser, for himself, his heirs, executors, administrators and assigns, hereby releases, waives, discharges and covenants not to sue AeroCad, Inc., its assigns, officers, directors, employees, designers and associates, for any liability, loss or damage, and any claims or demands therefore on account of personal injury, death or property damage arising from the use of the experimental aircraft, whether in construction or operation of the aircraft, and whether caused solely by the negligence of AeroCad, Inc., in whole or in part, its agents, etc. or employees, or otherwise. The purchaser further understands that AeroCad, Inc. carries NO liability insurance.

b) **EXPRESS ASSUMPTION OF RISK**

The purchaser specifically acknowledges, understands and agrees that AeroCad, Inc., accepts no liability whatsoever for the airworthiness or structural integrity of the experimental amateur built aircraft constructed by the purchaser or constructed in part or in total by AeroCad, Inc. or someone else for the purchaser, as AeroCad, Inc. has no control over the actual materials, processes or workmanship used by the builder.

WARNING: The purchaser should understand that the aircraft is an Experimental category amateur built aircraft which requires his utmost attention to detail in construction and operation and failure to devote such attention may result in his death or serious injury. The purchaser expressly assumes full risk and responsibility for any damage resulting from construction or operation of the aircraft.

c) **INDEMNITY AGREEMENT**

The purchaser further agrees to hold harmless and indemnify AeroCad, Inc., its assigns, officers, directors, employees, designers and associates, from suits, actions, damages, liability and expense in connection with loss of life, bodily or personal injury or property damage arising from the construction or operation of the aircraft, whether caused solely or in part by the negligence of AeroCad, Inc., its agents or employees. Purchaser shall also pay all costs, expenses and reasonable attorney's fees that may be incurred or paid by AeroCad in enforcing the terms of this indemnity agreement.

Print Name: _____

Address: _____

phone# _____

Zip: _____ City, State, _____

Signature: _____

NOTARY OR WITNESS:

Print Name: _____

Signature: _____

My Commission Expires: _____

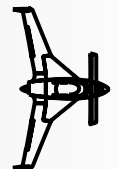


AeroCanard™

AEROCAD, INC.

800-558-7180

WWW.AEROCAD.COM



© 1999 - 2006 AeroCad, Inc. All Rights Reserved